



ACUTE | TABLES

The Acute may just be the most versatile table on the market. Available with either glides or casters, they can be specified in just about any shape or size. The light scale and design of the product make re-configuration simple. The legs are all height-adjustable, giving users the ability to cluster tables of various heights together. Communication and collaboration is made easy.

FEATURES / BENEFITS

- Stylish acute design features Metal-to-metal work surface connection for increased strength & durability
- Height adjustable via set screw
- Durable powder coat finish; Charcoal metallic upper, Silver metallic lower
- Greenguard certified High Pressure Laminate available in a wide array of finishes
- Work surface shapes include clover, oval, rectangular, round and trapezoid; custom shapes & sizes available
- Available with casters for added mobility
- Power/Data hubs, wire management, and modesty panel options available



ACUTE | TABLES

CONSTRUCTION

WORK SURFACE - LAMINATE

- 1.125" table top thickness
- Standard core construction is 44lb. density particle board
- 2" radius corners standard; square edge standard available
- 3mm vinyl edgeband applied with medium-viscosity, high-melt adhesive
- Greenguard certified High Pressure Laminate standard with matching edge band
- Integrated anti-sag stretcher bar 60" + for added strength
- Custom shapes and sizes available; call for quote

GLIDE / CASTER

- Glide -m8 thread 1.25" diameter non-marring glides; nickel plated Steel ball joint swivel for even contact with floor
- Steel glide available
- Caster - 3" dia. soft caster with urethane coated tread; Top pedal locking; available for both soft and hard surfaces

FRAME

- 1.25" round heavy-duty 16 gauge steel tube
- 14 gauge steel upper
- Powder coat
- Adjustable from 23"-31" in 9 increments via set screw

DIMENSIONS

Clover

width(s): 48" | depth(s): 48" | height(s): 23"-31"

Oval

width(s): 60" | depth(s): 30" | height(s): 23"-31"

Rectangle

width(s): 36", 48", 60", 72" | depth(s): 24", 30", 36" | height(s): 23"-31"

Round

width(s): 36", 48", 60" | depth(s): 36", 48", 60" | height(s): 23"-31"

Trapezoid

width(s): 48" | depth(s): 24" | height(s): 23"-31"

FRAME FINISH

UPPER LOWER



Charcoal
7CM

Silver
Metallic
7SV

STANDARD LAMINATE FINISHES



Amber
Maple
7012-58

Glamour
Cherry
6208-43

Acajou
Mahogany
7008-43

Prestige
Walnut
6209-43

Natural
Teak
8849-58

Bleached
Legno
8845-58



Dover
White
7197-58

Sail White
463-58

Graystone
464-58


Graphite
837-58

Black
909-58

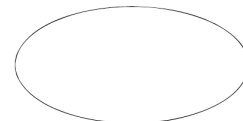
AVAILABLE OPTIONS

- Grommets
- Corrugated, Flat, or Perforated Steel Modesty Panel
- Wire management J-Trough
- Casters

STANDARD SURFACE SHAPES



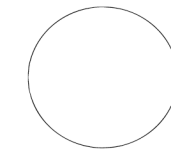
Clover



Oval



Rectangle



Round



Trapezoid